




# Product Guide

## 4-CH LIGHTING CONTROLLER



Model:CA-410H

Power supply: AC 220~250V/50Hz

Number of channels:4-CH

Inductive load per channel:6.3A

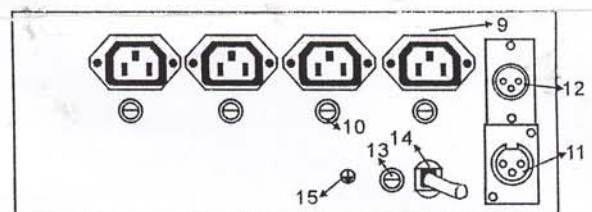
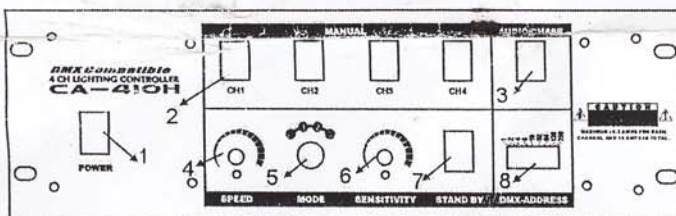
Maximum current:15A

Dimensions(LXWXH):310X170X98mm

Weight:2.6kgs

- \* A new concept of four channels lighting controller. With stand-by button.
- \* 6.3A inductive load per channel. Maximum current 15A. Output via 4 IEC-sockets.
- \* Chaser selection via 4-fold switch. Chaser direction can be inverted.
- \* Chaser auto-mode. Chaser-speed controllable via speed-control or sound-control.
- \* Sound-controlled sensitivity adjustable via audio-control.
- \* LED-display of all channels. Chase-function.
- \* DMX-512 input and output. DMX- starting address adjustable via Dip-switches.
- \* Fuse-holders on the back-panel.
- \* CE approved.

### GENERAL FUNCTIONS:



1. POWER SWITCH: ON/OFF
2. MANUAL SWITCH: controllers the four channels.
3. AUDIO/CHASE SWITCH: selectable AUDIO/CHASE mode.  
When the switch to AUDIO, the green-LED indicates. When the switch to CHASE, the red-LED indicates.
4. SPEED KNOB: chase-speed controllable via speed-control.
5. MODE SELECT SWITCH: four selectable programs of AUDIO/CHASE mode (0,1,2,3).
6. SENSITIVITY KNOB: sound-sensitivity adjustable via knob.
7. STAND BY SWITCH: when this unit is in DMX pack mode, the STAND BY SWITCH is no usable.
8. DMX DIP SWITCH: DMX-512 address.
9. POWER OUTPUT SOCKETS: 4 IEC output socket.
10. INDIVIDUAL FUSE : of each channel: 6.3A/250V X4
11. DMX SIGNAL OUTPUT: XLR female socket.
12. DMX SIGNAL INPUT: XLR male socket.
13. FUSE HOLDER:1A/250V
14. POWER INPUT: AC 220~250V/50Hz
15. EARTH: